

Sento LED faro up cutsheet

LED ceiling mounted luminaire with a high base, in which the power supply unit (converter) is included for mounting on fixed ceiling or wall, connection to 230V.

Modular LED head-body-system allows free combination of different surfaces of head, body and base.

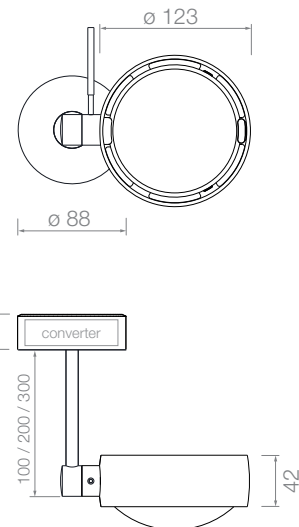
Removable head for configuration and maintenance purposes, LED changeable. Heads available with one sided or double sided light output, power of light source 18W or 26W.

Lighting effect changeable by using optional inserts, dichroic color filters can be added.

Adjustment via heat-decoupled carbon pin (fixation of head against rotation optional).

Dimmable via external trailing edge phase-cut dimmer or via »touchless control« with gestures at the head.

Further options: flat (with flat base), track (1 or 3 phase tracks).



materials light fixture
aluminium, steel
chrome-plated, painted
or anodised, plastic

materials inserts
glass, optical plastic

surface head
chrome, matt chrome,
glossy white (bianco),
matt white,
glossy black (nero),
matt black

surface body
chrome, matt chrome

surface base
chrome, glossy white
(bianco), matt chrome,
matt white, glossy black
(nero), matt black

length
100, 200, 300 mm

rotation head
360°

movability body
360° (with stop)

weight
max. 1,5 kg

lighting effects
see data sheet page 2f

dimming function
by integrated touchless
sensor in head or with

trailing edge phase-cut
dimmer, (list compatible
dimmer: www.occhio.de/dim)

ECG (driver)
integrated, for use with
230 V AC

Occhio »next generation« LED


supply voltage	U	48 V DC (min. 30 W)	color rend. index	CRI	LED high color	LED high flux		
average lifetime	t	> 50.000 h	color temperature	T	Ra 95	Ra 95	Ra 85	Ra 85
efficiency class	EEC	A + / A	recommended usage		2700 K	3000 K	3000 K	3500 K
power head	P	26 W	luminous flux* LED ø		2050 lm	2050 lm	2650 lm	2650 lm
power head	P	18 W	luminous flux* LED ø		1400 lm	1400 lm	1850 lm	1850 lm

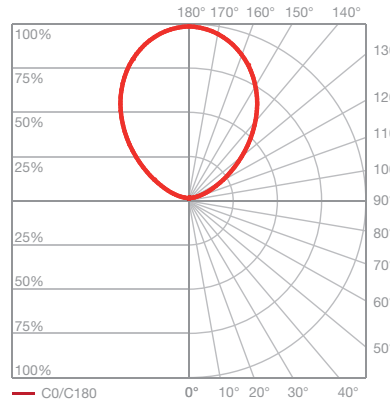
* Effectively measured values at operating temperature. Nominal values from LED manufacturer are up to 20 % higher.

IP20

status 10 / 2014 | subject to alterations and technical change | all dimensions in mm | Occhio GmbH

Sento LED lighting effects

 head single sided

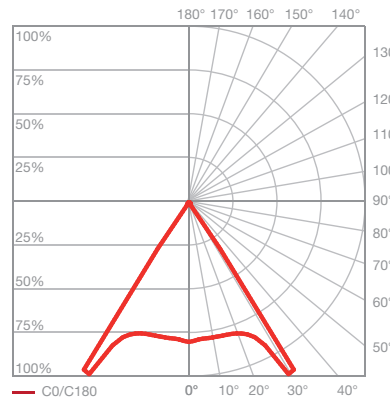


Sento B LED

diffuse light

insert: diffusor glass

luminous flux: high color 26 W	1290 lm
high flux 26 W	1660 lm
high color 18 W	880 lm
high flux 18 W	1160 lm

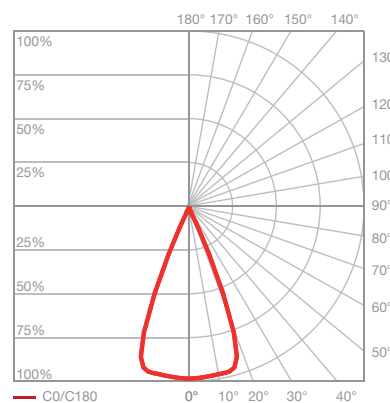


Sento C LED

directed light
beam angle approx. 80°

insert: lens

luminous flux: high color 26 W	1590 lm
high flux 26 W	2050 lm
high color 18 W	1090 lm
high flux 18 W	1430 lm

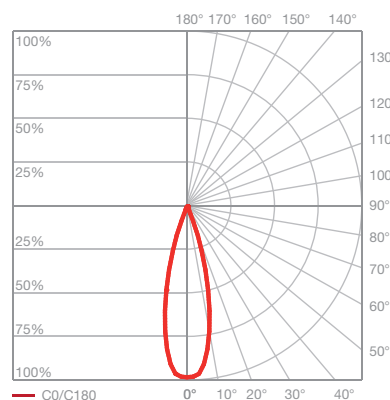


Sento S 40 LED

directed light
beam angle approx. 40°

insert: spot lens
lens
soft edge glass

luminous flux: high color 26 W	1460 lm
high flux 26 W	1880 lm
high color 18 W	990 lm
high flux 18 W	1310 lm




Sento S 30 LED

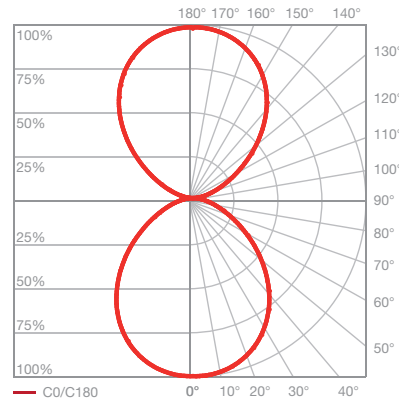

directed light
beam angle approx. 30°

insert: spot lens
fresnel lens
lens

luminous flux: high color 26 W	1440 lm
high flux 26 W	1860 lm
high color 18 W	980 lm
high flux 18 W	1300 lm

Sento LED lighting effects

 head double sided

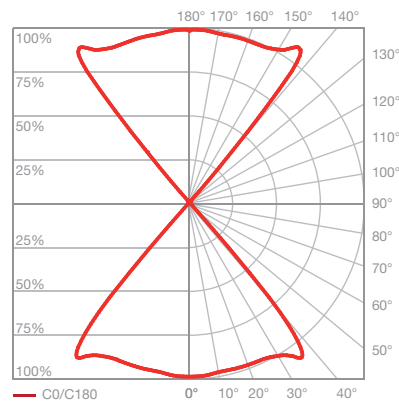



Sento A LED

diffuse light in both directions

insert: diffusor glass
diffusor glass

luminous flux: high color 26 W 1520 lm
high flux 26 W 2130 lm
high color 18 W 1070 lm
high flux 18 W 1370 lm

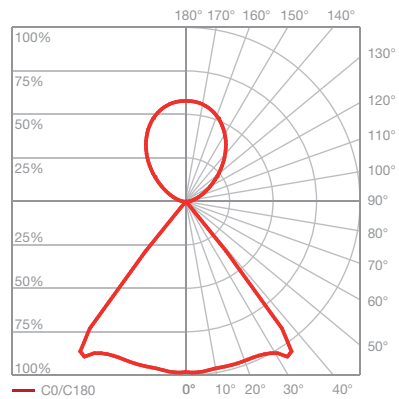


Sento D LED

directed light in both directions
beam angle approx. 80°

insert: lens
lens

luminous flux: high color 26 W 1810 lm
high flux 26 W 2530 lm
high color 18 W 1260 lm
high flux 18 W 1630 lm



Sento E LED

diffuse up light
directed down light
beam angle approx. 80°

insert: diffusor glass
lens

luminous flux: high color 26 W 1670 lm
high flux 26 W 2330 lm
high color 18 W 1170 lm
high flux 18 W 1500 lm

Sento LED faro article numbers

body

color code

complete article number with color code __

	body	cover base
<u>C</u> <u>C</u>	chrome	chrome
<u>C</u> <u>B</u>	chrome	glossy white (bianco)
<u>M</u> <u>M</u>	matt chrome	matt chrome
<u>M</u> <u>W</u>	matt chrome	matt white

farò also available in:

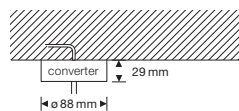
<u>C</u> <u>N</u>	chrome	glossy black (nero)
<u>M</u> <u>S</u>	matt chrome	matt black

farò

body turnable 360° (with stop)
power max. 26W

head

+ head can be plugged on, rotated,
with single- or double-sided light output
(always order separately, see p.5)



mounting options

up

with integrated converter for surface-mounting
on solid ceiling, through-wiring possible,
dimnable trailing-edge phase cut dimmer*
base up singolo: ø 88 mm, h 29 mm

body



version
cm

art. no.
color code __

10
20
30

6F 10 51 1 __
6F 11 51 1 __
6F 12 51 1 __

*compatible dimmers: www.occhio.de/dim_en

Sento LED faro

article numbers

head

head can be plugged on, rotatable
ø 123mm

color and LED code





complete article number with color code (head + LED) __

head		LED	
C	chrome	2	2700 K, high color CRI 95
B	glossy white (bianco)	3	3000 K, high color CRI 95
N	glossy black (nero)		
M	matt chrome	4	3000 K, high flux CRI 85
W	matt white	5	3500 K, high flux CRI 85
S	matt black	6	4000 K, high flux CRI 85

art. no.
head + LED __




head with single-sided light output
incl. LED-Chip
with »touchless control«



	B diffusor glass	18 W	6K 50 72 __
	diffuse	26 W	6K 60 72 __
	C lens	18 W	6K 50 63 __
	80°	26 W	6K 60 63 __
	S40 double lens with soft edge glass	18 W	6K 50 84 __
	40°	26 W	6K 60 84 __
	S30 double lens with Fresnel lens	18 W	6K 50 82 __
	30° (not combinable with additional inserts)	26 W	6K 60 82 __


head with double-sided light output
incl. 2 x LED-Chip
with »touchless fading«







	A diffusor glass / diffusor glass	18 W	6K 50 71 __
	diffuse / diffuse	26 W	6K 60 71 __
	D lens / lens	18 W	6K 50 64 __
	80° / 80°	26 W	6K 60 64 __
	E diffusor glass / lens	18 W	6K 50 75 __
	diffus / 80°	26 W	6K 60 75 __

inserts

(color filters only for heads 18 W)

	filter red	8K 60 2R
	filter green	8K 60 2G
	filter blue	8K 60 2B
	filter yellow	8K 60 2Y
	filter magenta	8K 60 2M

only in combination with lens

	satinised glass	8K 60 40
	softened and widened light cone approx. 100°	
	soft edge glass	8K 60 35
	light cone with soft contour	

fixing ring

to avoid rotation of the head, instead of
carbon handle

	chrome	6X0001 C
	matt chrome	6X0001 M